

E-Series RF 1:16 Transformer 5-40 MHz

M/A-COM Products
Advanced - Rev. V2

Features


- 1:16 Impedance Ratio
- CT on Secondary
- Surface Mount
- Tape and reel packaging available
- 260°C Reflow Compatible

Description

M/A-COM's ETC16-1T-2TR is a 1:16 RF transformer in a low cost, surface mount package. Ideally suited for high volume cellular and wireless applications. Typical applications include single to balanced mode conversion and impedance matching.

The ETC16-1T-2TR is available in a SM-22 surface mount package. Parts are packaged in tape & reel.

Product Image



Ordering Information

Part Number	Package
ETC16-1T-2TR	Tape and Reel (2000 piece Reel)

Electrical Specifications: $T_A = 25^\circ\text{C}$, $Z_0 = 50\Omega$

Parameter	Test Conditions	Frequency	Units	Min	Typ	Max
RF Frequency	—	5 - 40	MHz	—	—	—
Insertion Loss	—	5 - 40 22	dB dB	—	—	1.0 0.8
Amplitude Imbalance	—	5 - 40	dB	—	—	0.3
Phase Imbalance	—	5 - 40	Degrees	—	—	3

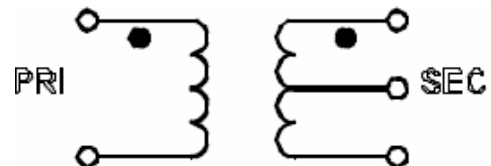
Pin Configuration

Pin No.	Function
1	Secondary
2	Secondary CT
3	Secondary Dot
4	Primary Dot
5	Primary

Absolute Maximum Ratings

Parameter	Absolute Maximum
RF Power	250 mW
DC Current	240 mA ²
Operating Temperature	-40°C to +85°C
Storage Temperature	-55°C to +125°C

Schematic



1. Exceeding any one or combination of these limits may cause permanent damage to this device.

ADVANCED: Data Sheets contain information regarding a product M/A-COM is considering for development. Performance is based on target specifications, simulated results, and/or prototype measurements. Commitment to develop is not guaranteed.

PRELIMINARY: Data Sheets contain information regarding a product M/A-COM has under development. Performance is based on engineering tests. Specifications are typical. Mechanical outline has been fixed. Engineering samples and/or test data may be available. Commitment to produce in volume is not guaranteed.

- **North America** Tel: 800.366.2266 / Fax: 978.366.2266
- **Europe** Tel: 44.1908.574.200 / Fax: 44.1908.574.300
- **Asia/Pacific** Tel: 81.44.844.8296 / Fax: 81.44.844.8298

Visit www.macom.com for additional data sheets and product information.

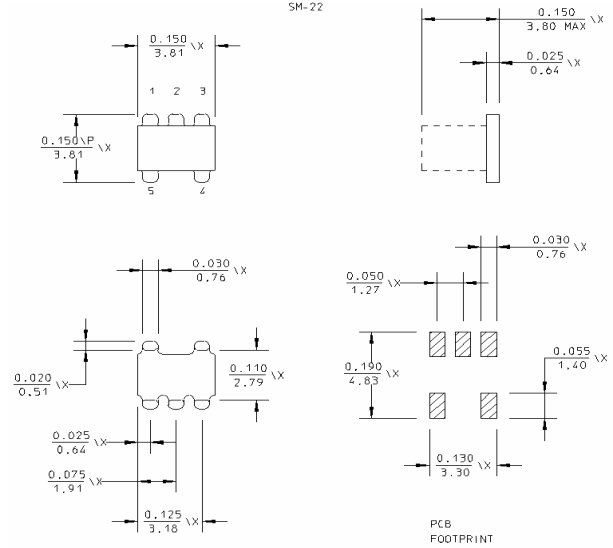
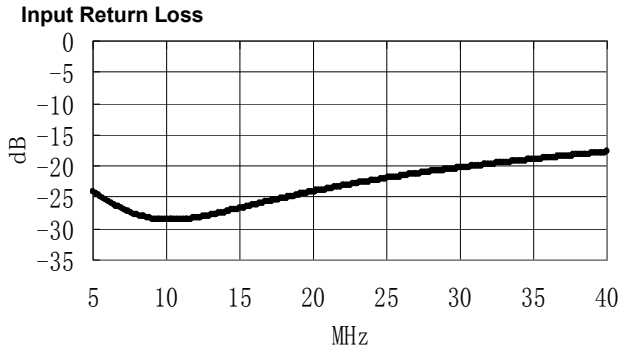
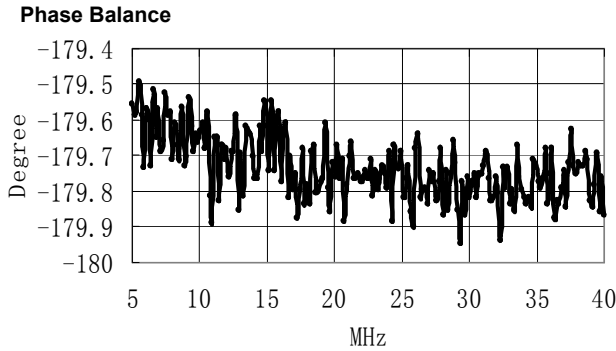
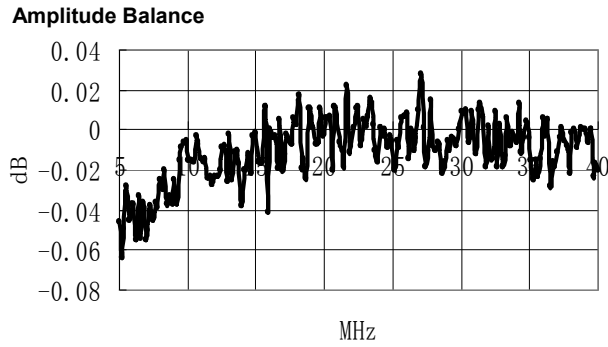
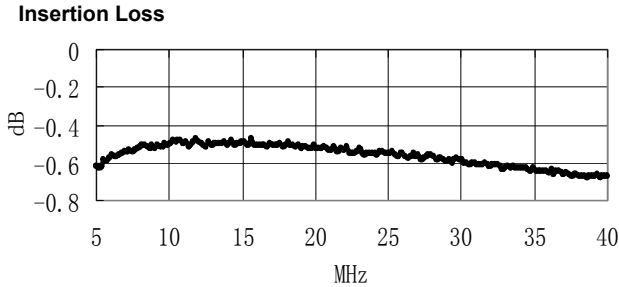
M/A-COM Inc. and its affiliates reserve the right to make changes to the product(s) or information contained herein without notice.

E-Series RF 1:16 Transformer 5-40 MHz

M/A-COM Products
Advanced - Rev. V2

Typical Performance Curves at +25°C

SM - 22 Package



Dimensions are inches (millimeters) ±0.015 (0.38) unless otherwise specified.

ADVANCED: Data Sheets contain information regarding a product M/A-COM is considering for development. Performance is based on target specifications, simulated results, and/or prototype measurements. Commitment to develop is not guaranteed.

PRELIMINARY: Data Sheets contain information regarding a product M/A-COM has under development. Performance is based on engineering tests. Specifications are typical. Mechanical outline has been fixed. Engineering samples and/or test data may be available. Commitment to produce in volume is not guaranteed.

- **North America** Tel: 800.366.2266 / Fax: 978.366.2266
- **Europe** Tel: 44.1908.574.200 / Fax: 44.1908.574.300
- **Asia/Pacific** Tel: 81.44.844.8296 / Fax: 81.44.844.8298

Visit www.macom.com for additional data sheets and product information.

M/A-COM Inc. and its affiliates reserve the right to make changes to the product(s) or information contained herein without notice.